

Multidisciplinary
SCIENTIFIC JOURNAL
OF MARITIME RESEARCH



University of Rijeka
FACULTY OF MARITIME STUDIES

Multidisciplinarni
znanstveni časopis
POMORSTVO

<https://doi.org/10.31217/p.33.1.9>

Attitudes on Introduction of Electric Ships in the Coastal Maritime Traffic of the Republic of Croatia

Antonija Mišura¹, Tatjana Stanivuk¹, Dragan Čišić²

¹ University of Split, Faculty of Maritime Studies, Split, Croatia, e-mail: amisura@pfst.hr; tatjana.stanivuk@pfst.hr

² University of Rijeka, Faculty of Maritime Studies Rijeka, Rijeka, Croatia, e-mail: dragan@pfri.hr

ABSTRACT

This paper discusses the data collected through a survey which examined attitudes of participants in the coastal maritime traffic of the Republic of Croatia on the introduction of electric ships in the system. Croatia has one of the most indented coastlines in Europe and the world, and 2.92% of its total population lives just on the islands. An important factor for the life of the island's population and sustainable development of the island is certainly public traffic in the coastal maritime traffic services which includes 51 state line and serviced by 14 shipping companies with 77 ships. Permanent and regular lines between the islands and mainland and between the islands is essential for sustainable development of the islands, but it must not ignore the negative impact of maritime traffic on the environment. Croatian's strategic goal is safe and environmentally sustainable maritime traffic and space which includes an active change in the system of the coastal maritime traffic. A prerequisite change is to raise awareness about the environment and causes of pollution.

ARTICLE INFO

Review article
Received 5 May 2019
Accepted 28 May 2019

Key words:

Coastal maritime traffic
Environment
Alternative fuels
Electric ships
Reducing pollution
Attitudes

1 Introduction

The Croatian coast has 1246 islands, islets and cliffs [1] and it is one of the most indented coast in Europe and worldwide. According to the last census in 2011, 2.92% of the total Croatian population living on islands [2] and one of the most important factors for the island's population is the public traffic system in the context of the coastal maritime traffic because it ensures regular services between the islands and mainland and between the islands themselves. There would not be life and sustainable development of the inhabited islands without this. This system comprises 51 state's lines (24 ferry lines, 15 catamaran lines and 12 classic shipping lines) which maintenance 14 companies with 77 vessels [3]. The most prominent problems of the coastal maritime traffic in Croatia are: unfavorable age structure of the fleet, a high share of fuel's prices in the total costs of trafficking and significant seasonal fluctuations, but it should not be neglected either of the negative impact on the environment, especially in the segment of harmful gas emissions in the atmosphere. Maritime traffic

causes large amounts of greenhouse gases and air pollutants, noise pollution and water pollution. It is expected that until 2050 carbon dioxide emissions from maritime traffic could reach 17% of all carbon dioxide emissions [4]. New solutions are urgently required to reduce these trends. The trend of increasing the use of renewable energy sources in all branches of the economy and life is already present in Europe, as evidenced by the example in Denmark where the energy from the wind approaches the current energy consumption [5]. Croatia is taking some measures to keep up with European and world trends in an effort to reduce dependence on oil and the increased use of alternative fuels, but it is necessary to invest in the necessary infrastructure. Dynamics of investment in the necessary infrastructure for using of alternative energy sources for traffic vehicles and vessels in line with the objectives defined in the National Center Policy Framework for Infrastructure Establishment and Development of Alternative Fuel Market (NOP), based on the Law on Establishment of Infrastructure for alternative fuels (NN, No. 120/2016). This Act is in accordance with the provisions of Directive 2014/94 / EC of the European

Parliament and of the Council of 22 October 2014 on the establishment of infrastructure for alternative fuels in that part of the Member State concerned. Timely construction of the relevant infrastructure would ensure technological neutrality and the development of new markets and create preconditions for the realization of the basic goal, which is mitigating the negative impact of traffic on the environment. The Energy Development Strategy of the Republic of Croatia says that it is necessary to build new infrastructure facilities until 2030, such as those for electricity transfer, liquefied natural gas, compressed natural gas and, as appropriate, hydrogen, for vehicles or vessels [6].

In addition to this, it is important to raise awareness of this issue at all levels so that all participants actively work on the necessary changes.

This paper analyzes the data collected through a survey conducted to examine the views on the use of ships on electric power in the system of the coastal maritime traffic in the Republic of Croatia.

2 The Survey about Introduction of Electric Ships in the Coastal Maritime Traffic in Croatia

Maritime traffic is very important for Croatia, as evidenced by all legal acts and regulations that seek to improve maritime traffic and to improve the connection of the islands with the mainland and between the islands. Aim is sustainable development of the islands which includes the economic development and improving the demographic picture. The government gave 381,251,166.05 kn for maintaining state lines in the system of the the coastal maritime traffic in 2017 [7]. The system of the the coastal maritime traffic in Croatia serviced by 14 shipping companies with 77 ships. All 77 ships use diesel fuel which implies a negative effect on the environment due to greenhouse gas emissions. By raising awareness of the negative impacts of environmental traffic, a number of legal constraints are introduced at global level to minimize adverse factors. So the shipping companies are forced to look for new fuels and propulsion systems, although a realistic view of the situation suggests that Croatia will follow novelties regarding the use of alternative energy in shipping with a time lag because of the previously required great investment in infrastructure. However, current trends as well as the observed needs indicate future changes in the the coastal maritime traffic in Croatia so a survey was conducted to examine the attitudes towards the introduction of electric ships. The survey included 80 people and all subjects were participants of the system.

Subjects were divided into 4 groups:

1. the island population,
2. chief engineer on ships in the system of the coastal maritime traffic in Croatia,
3. shipping companies
4. public-sector employees.

Selection of the sample was made due to the inclusion in the system of the coastal maritime traffic. The island's

population actively uses this form of traffic while chief engineers, shipping companies and public sector employees are experientially and operationally connected to the system, so their attitudes are relevant in this case. The survey was conducted over a period of one month, and the data obtained through the survey were statistically processed through the SPSS program.

3 Statistical Analysis of the Data

The survey included 80 people which divided into 4 groups: the island population, the chief engineer on ships in the system of the the coastal maritime traffic in Croatia, shipping companies and employees of the public sector. The reason for this kind of segmentation is that these groups are closely correlated with the system of coastal liner shipping in terms of servicing the system or its use, and mutual dependence indicates a great deal of interest in the subject. Figure 1 shows the structure of the respondents, so it is evident that the largest number of respondents are in the category of islands population (25 out of 80 respondents), and the smallest number of respondents belong to the category of management or owners of shipping companies in the the coastal maritime traffic system of Croatia (15 out of 80).

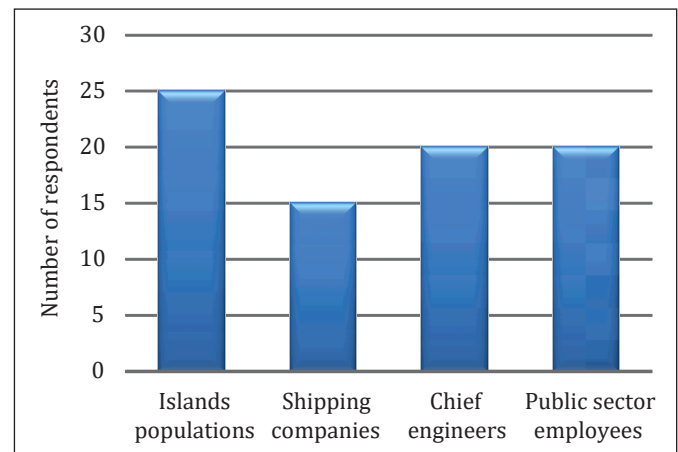


Figure 1 Structure of respondents
Source: Authors

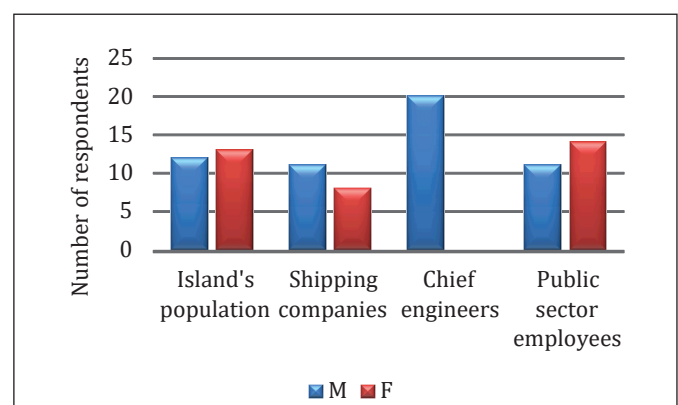


Figure 2 Number of respondents by gender
Source: Authors

Analyzing Figure 2, it is concluded that there are more women in the group of the island population and in the public sector, while the managers or owners of the shipping company are mostly men, but among chief engineers there are no women.

Through analysis of variance examines the difference between the mean values of certain variables within categories of respondents. The level of significance is set to 0.05.

Hypotheses:

H0: There is no statistically significant difference in the mean values of certain variables between categories of respondents.

H1: There is a statistically significant difference in the mean values of certain variables between categories of respondents.

Analyzing Table 1 it can be concluded that the p-value of all variables is less than 0.05, so it rejects the null hypothesis that there is no statistically significant difference in mean values between categories of respondents for all variables (gender, age, qualification, employment status, place of residence). Therefore, it is concluded that there is a statistically significant difference between groups for all mentioned variables. Further, a post-hoc Tukey test analyzes statistically significant differences between the groups which confirms previous results obtained or collected in the ANOVA. This test is examined where the significance is less than 0.05, because it concludes between which categories are significant differences in the mean values for each variable. Table 2 shows the results for the variable sex where is p-value

Table 1 Processing basic characteristics of respondents by ANOVA

		Sum of Squares	df	Mean Square	F	Sig.
Gender	Between Groups	3,960	3	1,320	6,783	,000
	Within Groups	14,790	76	,195		
	Total	18,750	79			
Age	Between Groups	14,714	3	4,905	3,427	,021
	Within Groups	108,773	76	1,431		
	Total	123,488	79			
Professional qualification	Between Groups	5,107	3	1,702	11,063	,000
	Within Groups	11,693	76	,154		
	Total	16,800	79			
Working status	Between Groups	,990	3	,330	5,500	,002
	Within Groups	4,560	76	,060		
	Total	5,550	79			
Place of residence	Between Groups	13,038	3	4,346	47,523	,000
	Within Groups	6,950	76	,091		
	Total	19,988	79			

Source: Authors

Table 2 Multiple comparison (Tukey HSD)

Dependent Variable	(I) Category of respondents	(J) Category of respondents	Mean Difference (I-J)	Std. Error	Sig.	95% Confidence Interval	
						Lower Bound	Upper Bound
Gender	Island's population	Shipping companies	-,120	,144	,839	-,50	,26
		Chief engineers	-,520*	,132	,001	-,87	-,17
		Public sector employees	,030	,132	,996	-,32	,38
	Shipping companies	Island's population	,120	,144	,839	-,26	,50
		Chief engineers	-,400*	,151	,047	-,80	,00
		Public sector employees	,150	,151	,752	-,25	,55
	Chief engineers	Island's population	,520*	,132	,001	,17	,87
		Shipping companies	,400*	,151	,047	,00	,80
		Public sector employees	,550*	,140	,001	,18	,92
	Public sector employees	Island's population	-,030	,132	,996	-,38	,32
		Shipping companies	-,150	,151	,752	-,55	,25
		Chief engineers	-,550*	,140	,001	-,92	-,18

* The mean difference is significant at the 0.05 level.

Source: Authors

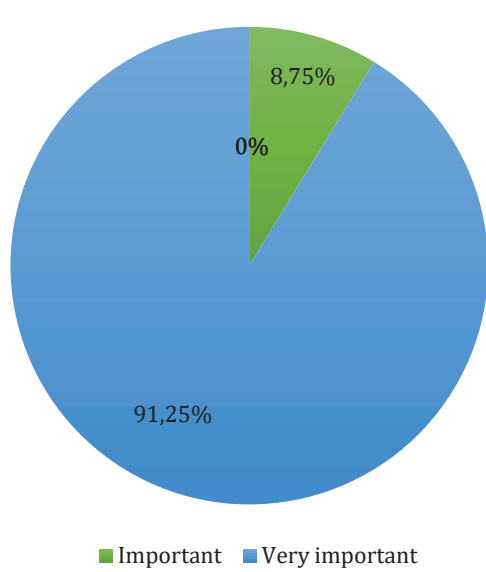


Figure 3 Importance of connecting the island with the mainland
Source: Authors

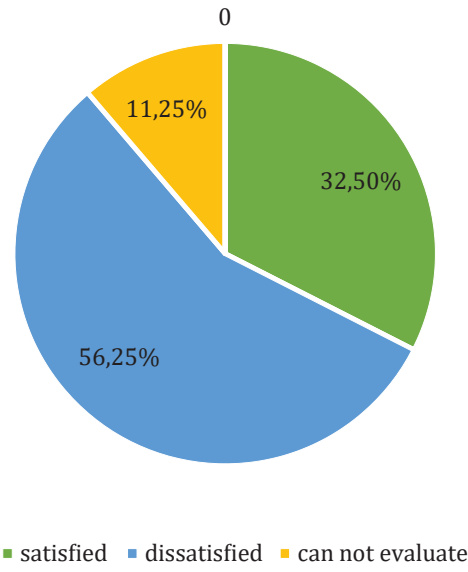


Figure 4 Satisfaction with the existing fleet of the system
Source: Authors

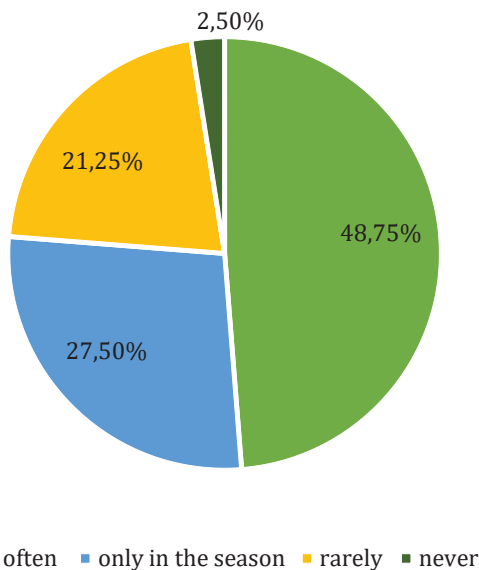


Figure 5 Frequencies of using public maritime traffic
Source: Authors

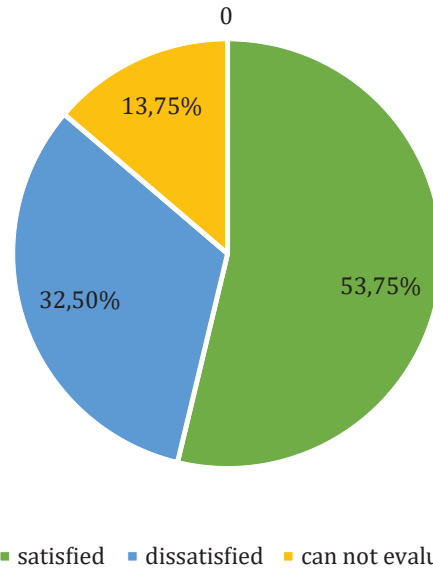


Figure 6 Satisfaction with the system of coastal maritime traffic
Source: Authors

between group islanders and group chef engineers is 0.001, which means that between these two categories is a significant difference in the number of men and women which is confirmed Figure 1, because the chief engineers only men and the islanders have approximately the same number of men and women.

Analyzing Graphs on Figures 3-6 it is concluded that even 91.25% of respondents consider the connection between the islands and the mainland is as important category, although only 53.75% of respondents are satis-

fied with the existing system and 56.25% are dissatisfied with the existing fleet. Public shipping is not only used by 2.50% of respondents.

Table 3 shows the value of 0.396 Spearman coefficient which would mean that there is a weak link (moderate with coefficient 0.4) between the answers to these two questions. The p-value is extremely small, so it can be concluded that this correlation is statistically significant at a significance level of 0.05 (and even at a significance level of 0.01).

Table 3 Correlations of previous questions

		Correlations		
			How would you rate your satisfaction with the existing coastal maritime traffic system?	How would you rate your satisfaction with the existing fleet in coastal maritime traffic of the Republic of Croatia?
Spearman's rho	How would you rate your satisfaction with the existing coastal maritime traffic system?	Correlation coefficient	1,000	,396**
		Sig. (2-tailed)	.	,000
		N	80	80
	How would you rate your satisfaction with the existing fleet in coastal maritime traffic of the Republic of Croatia?	Correlation coefficient	,396**	1,000
		Sig. (2-tailed)	,000	.
		N	80	80

** Correlation is significant at the 0.01 level (2-tailed).

Source: Authors

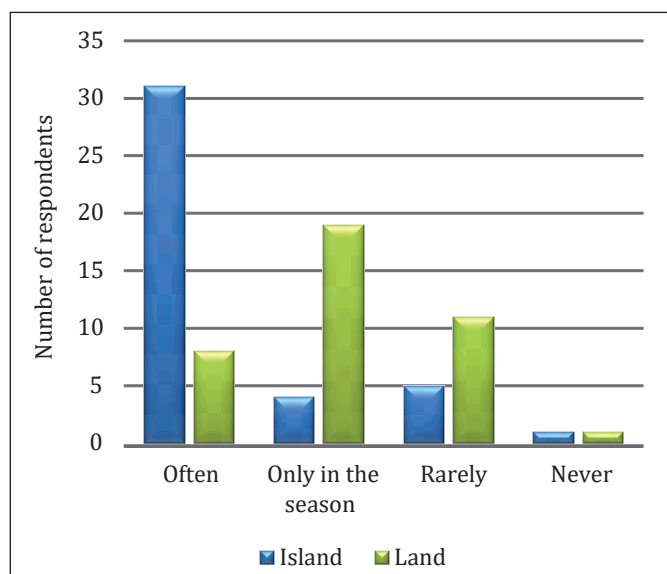


Figure 7 Frequencies of using public maritime traffic by place of residence
Source: Authors

Figure 7 shows that respondents who live on the island often use public ship's traffic, while those who living on land use it in the period of the season (1.6.-30.9.) or rarely.

Furthermore, it is concluded from Figure 8 that respondents who often or only during the season use public maritime traffic are most dissatisfied with the naval fleet of the Republic of Croatia.

Figure 9 and Table 4 show that the majority of respondents believe that the the coastal maritime traffic causes pollution in the Republic of Croatia so it should switch to the use the electric ships, because of environmental reasons, but also because of the image of the Republic of Croatia. They also think that it should be financed by the state and (mostly) without increasing the price of traffic tickets.

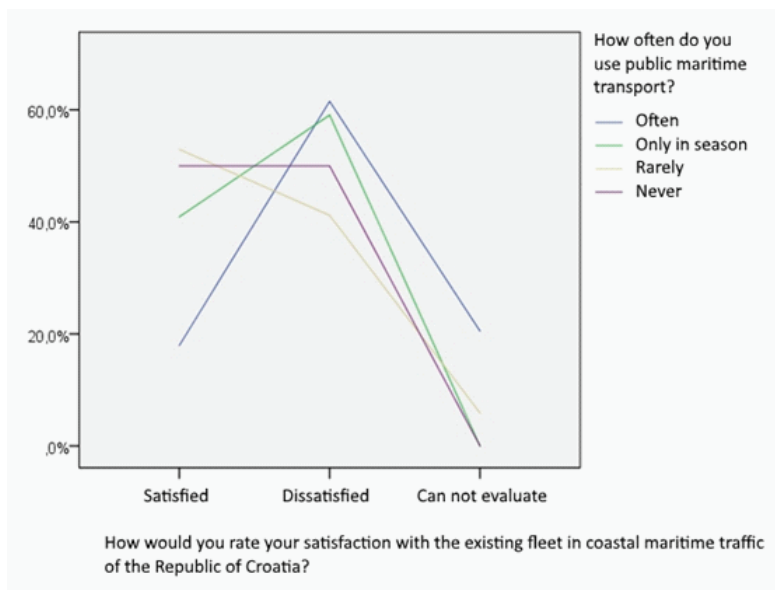


Figure 8 Rating of the satisfaction of respondents with the existing fleet in coastal maritime traffic of the Republic of Croatia
Source: Authors

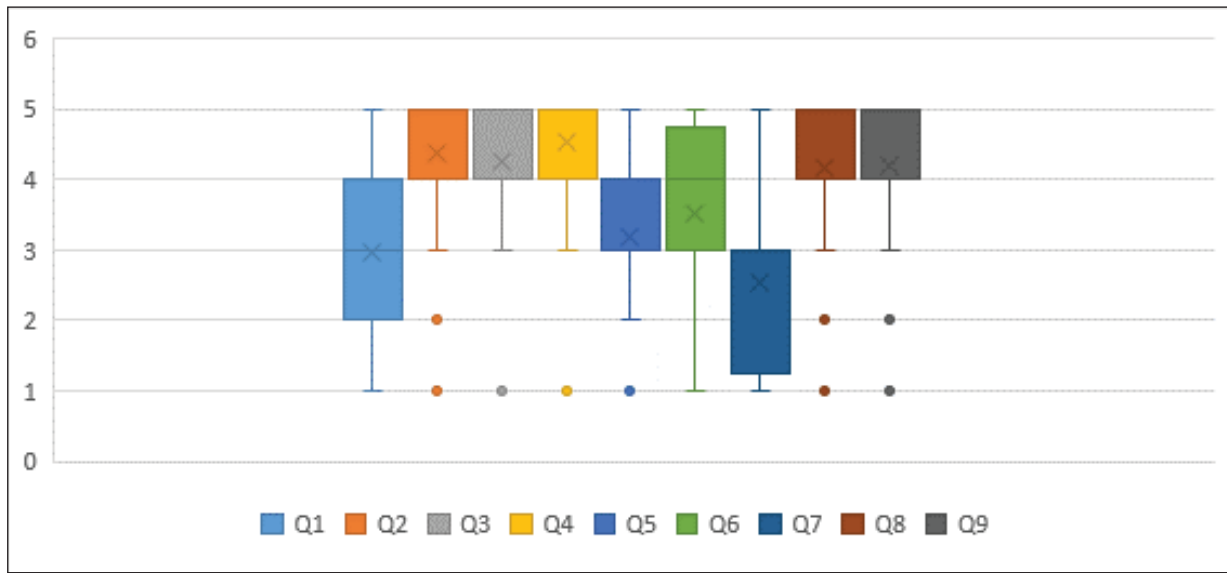


Figure 9 Boxplot for attitude of respondents on coastal maritime traffic and reduction of environmental pollution
Source: Authors

Table 4 Attitude of respondents on coastal maritime traffic and reduction of environmental pollution

QUESTIONS (Q)	Completely disagree	Disagree	Neutral	Agree	Completely agree
	Row N %	Row N %	Row N %	Row N %	Row N %
Q1: Coastal maritime traffic causes pollution in the Republic of Croatia.	11,3%	25,0%	26,3%	32,5%	5,0%
Q2: Environmental protection must be the focus of the maritime policy of the Republic of Croatia.	2,5%	1,3%	6,3%	37,5%	52,5%
Q3: Electric ships in the coastal maritime traffic system contribute to the preservation of the environment.	1,3%	0,0%	8,8%	53,8%	36,3%
Q4: I think that the state should financially support the use of alternative and renewable energy sources in coastal maritime traffic.	1,3%	0,0%	3,8%	35,0%	60,0%
Q5: Electric driven ships would greatly increased the cost of the state's line they would maintenance.	7,5%	11,3%	47,5%	22,5%	11,3%
Q6: I think that shipowners have to invest in electric driven ships to ensure long-term business.	7,5%	10,0%	31,3%	26,3%	25,0%
Q7: I am willing to pay a higher ticket price for transport by electric ship.	25,0%	23,8%	28,7%	17,5%	5,0%
Q8: I think that using of electric ships in the coastal maritime traffic have a positive effect on the image and status of the Republic of Croatia.	2,5%	3,8%	13,8%	36,3%	43,8%
Q9: There is insufficient emphasis on the possibility of using renewable energy sources in maritime affairs.	1,3%	5,0%	12,5%	36,3%	45,0%

Source: Authors

Table 5 Correlations of previous questions

		There is insufficient emphasis on the possibility of using renewable energy sources in maritime affairs.	
Spearman's rho	Environmental protection must be the focus of the maritime policy of the Republic of Croatia.	Corr. coef.	,407**
		Sig. (2-tailed)	,000
		N	80
	Electric ships in the coastal maritime traffic system contribute to the preservation of the environment.	Corr. coef.	,394**
		Sig. (2-tailed)	,000
		N	80
	I think that the state should financially support the use of alternative and renewable energy sources in coastal maritime traffic.	Corr. coef.	,422**
		Sig. (2-tailed)	,000
		N	80
	I think that using of electric ships in the coastal maritime traffic have a positive effect on the image and status of the Republic of Croatia.	Corr. coef.	,669**
		Sig. (2-tailed)	,000
		N	80

Source: Authors

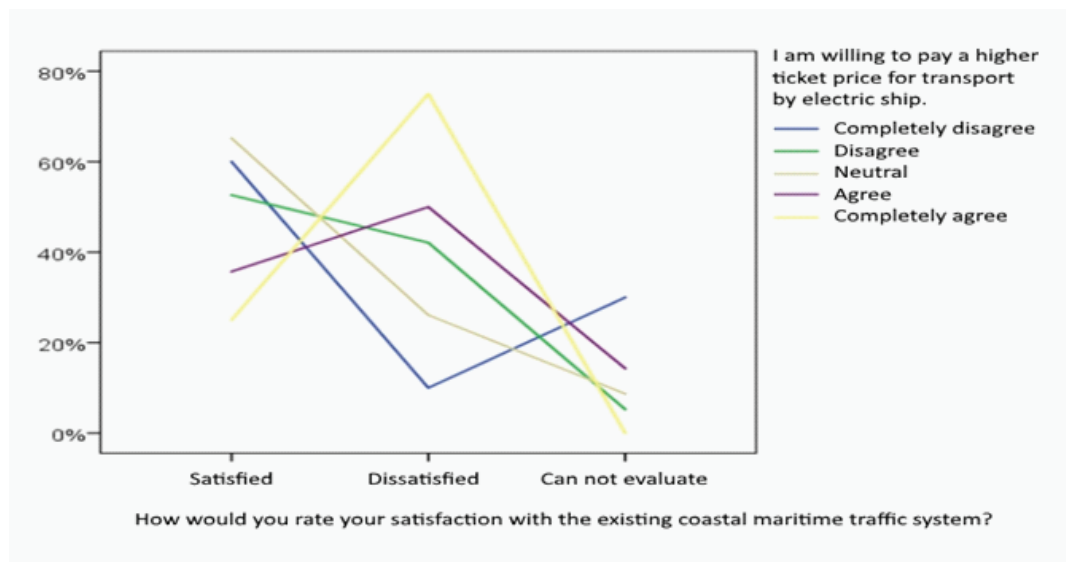


Figure 10 Relation between the system and ticket price of transport
Source: Authors

The question of insufficient emphasis on the possibility of using renewable energy sources in maritime moderately or strongly positively correlated with all other questions from the table at a significance level of 0.01. Respondents, who agree that such opportunities are not highlighted, agree with the findings in other issues. Respondents, who do not agree that such opportunities are not highlighted, do not agree either with other findings. This is evident in the Table 5.

And finally, Figure 10 shows a significant fact that most respondents who are (fully) agree that they are willing to pay a higher price of traffic ticket for electric ships are dissatisfied with the existing system of maritime traffic, while those who are not willing to pay a higher price are satisfied with the existing system.

4 Conclusion

Traffic has a major impact on the development of society and the economy, but the traffic also has a negative impacts on the environment and quality of life. All traffic branches, including shipping, cause air, water and soil pollution, noise and vibration, visual degradation of space and distort the natural balance of flora and fauna. There are increasingly present various alternative solutions by raising awareness about the environment and pollution to limit the negative impact of maritime transport on the environment and reduce dependence on oil. Croatia is a maritime country characterized by highly indented coastline with 1,246 islands, islets and cliffs. The main goal is to improve the demographic situation and the sustainable development of the islands,

and the public maritime traffic is paramount important for the islands and the island's population. The system comprises 51 state lines maintained by 14 shipping companies with 77 ships. Following the European and global trends in environmental protection, it has to be some changes in this system, especially in order to finding alternative fuels with lower emissions. According this, 80 direct participants in the coastal maritime traffic were interviewed to examine their views on the introduction of electric ships. Respondents are: the island's population, chief engineers, shipping companies and public sector employees. Analyzing data obtained by conducting the present survey concludes that the selected sample is relevant because all respondents used this form of public transport. The largest number of respondents are the island's population, which largely depend on this system, so their attitudes are the most authoritative. The survey found that coastal maritime traffic is very important, but users are not satisfied with the system and the existing fleet, which confirms the needs for active changes and increasing quality. Most respondents believe that it is necessary to take certain measures to protect the environment and support the introduction of electric driven ships, but they do not want to accept increasing price of transport tickets. They believe that the state should financially support the increase costs in transport caused by using the alternative fuels. Most respondents believe that such a measure would reduce the negative impact on the environment, and improve the image and status of the Republic of Croatia.

References

- [1] Duplančić-Leder, T., Ujević, M. i Vidak, I., 2000, 'Categorization and number of islands in the Republic of Croatia', *Periodicum Biologorum*, vol.102, Suppl 1, p. 281-284.
- [2] Lajić, I., Mišetić, R., 2013, Demographic Changes on Croatian Islands at the Beginning of the 21st Century, *Migration and Ethnic Themes*, vol. 29, no. 2, p. 169-199.
- [3] Agency for Coastal Lines and Maritime Traffic, <http://www.agencija-zolpp.hr/>, (accessed 01 April 2019)
- [4] European Environment Agency, Aviation and shipping emissions in focus, <https://www.eea.europa.eu/articles/aviation-and-shipping-emissions-in-focus>, (accessed 12 April 2019)
- [5] Karsalihović-Sedlar, D., Jukić, L., 2017, Utjecaj Strategije niskouglijinog razvoja Republike Hrvatske na energetske sektor nafte i plina, *Nafta i plin*, vol.37, no2 152, p.36-46.
- [6] Analysis and the base for developing the Energy Strategy of the Republic of Croatia, Reply to comments on the draft Green Paper published 30 October 2018, 2019, Energetski institut Hrvoje Požar, Zagreb, https://www.mzoip.hr/doc/zelena_knjiga_odgovori_na_zaprimljene_komentare_na_nacrt_zelene_knjige.pdf, (accessed 12 April 2019.)
- [7] Report of Implementation of the Islands Act 2017, <https://sabor.hr/hr/izvjesce-o-ucincima-provedbe-zakona-o-otocima-u-2017-godini-podnositeljica-vlada-republike-hrvatske>, (accessed 02 April 2019.)